



YEA SHIN TECHNOLOGY CO., LTD

SS22 THRU SS220

SURFACE MOUNT SCHOTTKY BARRIER RECTIFIER

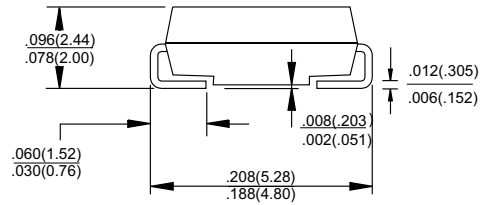
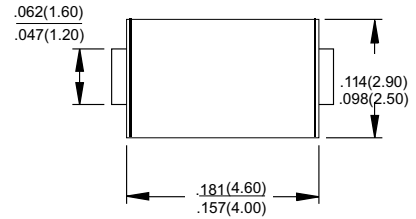


VOLTAGE- 20 to 200 Volts CURRENT- 2.0 Amperes

FEATURES

- Plastic package has Underwriters Laboratory
- Flammability Classification 94V-0
- For surface mounted applications
- Low profile package
- Built-in strain relief
- Metal to silicon rectifier. majority carrier conduction
- Low power loss,high efficiency
- High surge capacity
- High current capacity ,low VF
- For use in low voltage high frequency inverters, free wheeling, and polarity protection applications.
- High temperature soldering : 260°C / 10 seconds at terminals
- Pb free product at available : 99% Sn above meet RoHS environment substance directive request

SMA/DO-214AC Unit:inch(mm)



MECHANICAL DATA

- Case: JEDEC DO-214AC molded plastic
- Terminals:Solder plated, solderable per MIL-STD-750, Method 2026
- Polarity: Color band denotes positive end (cathode)
- Standard packaging: 12mm tape (EIA-481)

MAXIMUM RATINGS AND ELECTRICAL CHARACTERISTICS

Ratings at 25°C ambient temperature unless otherwise specified.
Resistive or inductive load.

	SYMBOLS	SS22	SS23	SS24	SS25	SS26	SS28	SS29	SS210	SS215	SS220	UNITS
Marking Code		SS22	SS23	SS24	SS25	SS26	SS28	SS29	SS210	SS215	SS220	
Maximum Recurrent Peak Reverse Voltage	VRRM	20	30	40	50	60	80	90	100	150	200	V
Maximum RMS Voltage	VRMS	14	21	28	35	42	56	64	71	105	140	V
Maximum DC Blocking Voltage	VDC	20	30	40	50	60	80	90	100	150	200	V
Maximum Average Forward Rectified Current at TL (See figure 1)	I(AV)	2.0										A
Peak Forward Surge Current 8.3ms single half sine-wave superimposed on rated load (JEDEC method)	IFSM	50.0										A
Maximum Instantaneous Forward Voltage at 2.0A (Note 1)	VF	0.50			0.70		0.85		0.90		0.92	V
Maximum DC Reverse Current (Note 1) Ta= 25°C at Rated DC Blocking Voltage Ta=100°C	IR	0.5					10.0					mA
Maximum Thermal Resistance(Note 2)	RθJL RθJA	20.0					80.0					°C/W
Operating Temperature Range	TJ	-55 to +150										°C
Storage Temperature Range	TSTG	-55 to +150										°C

NOTES:

- 1.Pulse Test with PW =300µsec, 2% Duty Cycle.
- 2.Mounted on P.C. Board with 5.0mm2 (.013mm thick) copper pad areas.

DEVICE CHARACTERISTICS

SS22 THRU SS220

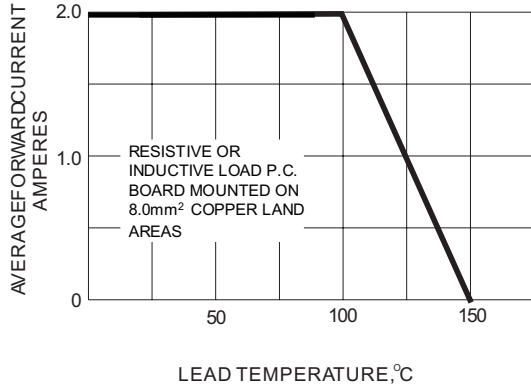


Fig. 1-FORWARD CURRENT DERATING CURVE

Fig. 1-FORWARD CURRENT DERATING CURVE

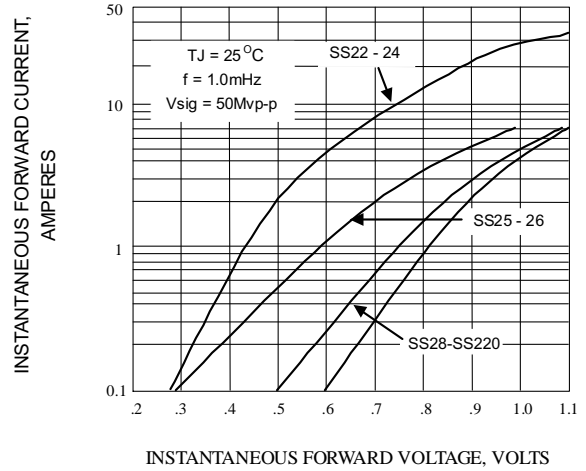


Fig. 2-TYPICAL INSTANTANEOUS FORWARD CHARACTERISTICS

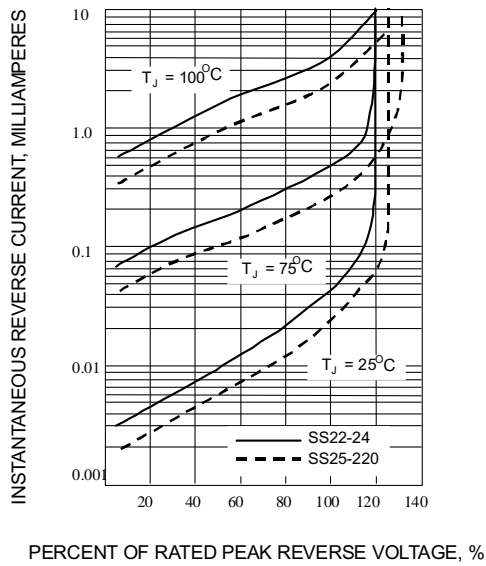


Fig. 3-TYPICAL REVERSE CHARACTERISTICS

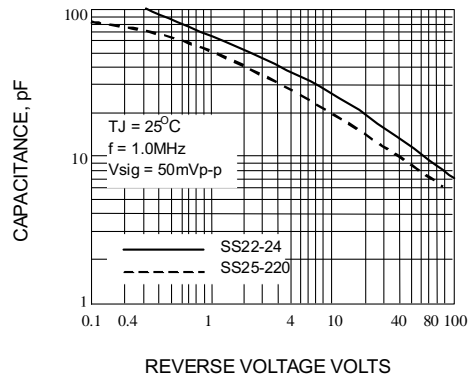


Fig. 4-TYPICAL JUNCTION CAPACITANCE

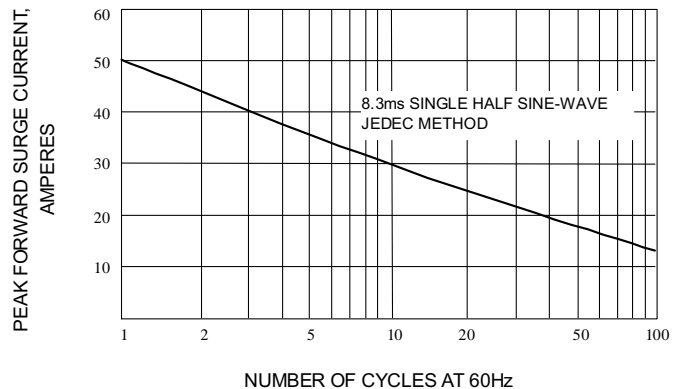


Fig. 5-MAXIMUM NON-REPETITIVE PEAK FORWARD SURGE CURRENT