



YEA SHIN TECHNOLOGY CO., LTD

SS22-A THRU SS220-A

SURFACE MOUNT SCHOTTKY BARRIER RECTIFIER

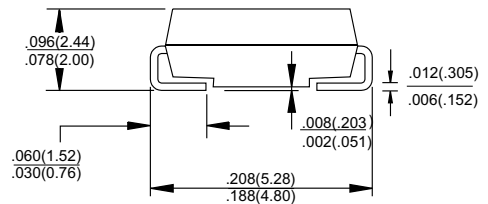
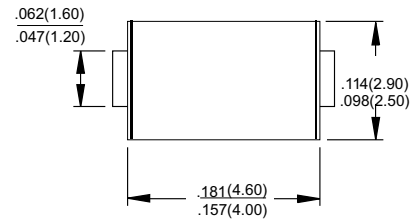


VOLTAGE- 20 to 200 Volts CURRENT- 2.0 Amperes

**FEATURES**

- Plastic package has Underwriters Laboratory
- Flammability Classification 94V-0
- For surface mounted applications
- Low profile package
- Built-in strain relief
- Metal to silicon rectifier. majority carrier conduction
- Low power loss,high efficiency
- High surge capacity
- High current capacity ,low VF
- For use in low voltage high frequency inverters, free wheeling, and polarity protection applications.
- High temperature soldering : 260°C / 10 seconds at terminals
- Pb free product at available : 99% Sn above meet RoHS environment substance directive request
- AEC-101 qualified

SMA/DO-214AC Unit:inch(mm)



**MECHANICAL DATA**

- Case: JEDEC DO-214AC molded plastic
- Terminals:Solder plated, solderable per MIL-STD-750, Method 2026
- Polarity: Color band denotes positive end (cathode)
- Standard packaging: 12mm tape (EIA-481)

**MAXIMUM RATINGS AND ELECTRICAL CHARACTERISTICS**

Ratings at 25°C ambient temperature unless otherwise specified.  
Resistive or inductive load.

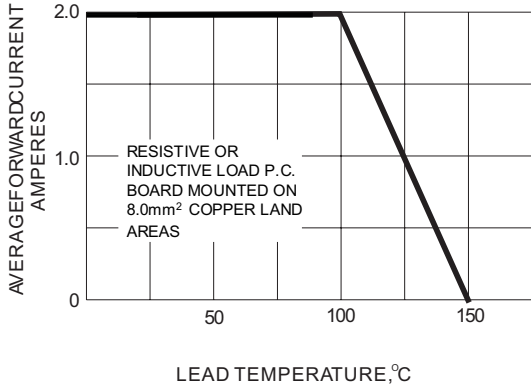
	SYMBOLS	SS22	SS23	SS24	SS25	SS26	SS28	SS29	SS210	SS215	SS220	UNITS
Marking Code		SS22	SS23	SS24	SS25	SS26	SS28	SS29	SS210	SS215	SS220	
<b>Maximum Recurrent Peak Reverse Voltage</b>	VRRM	20	30	40	50	60	80	90	100	150	200	V
<b>Maximum RMS Voltage</b>	VRMS	14	21	28	35	42	56	64	71	105	140	V
<b>Maximum DC Blocking Voltage</b>	VDC	20	30	40	50	60	80	90	100	150	200	V
<b>Maximum Average Forward Rectified Current at TL (See figure 1)</b>	I(AV)	2.0										A
<b>Peak Forward Surge Current 8.3ms single half sine-wave superimposed on rated load (JEDEC method)</b>	IFSM	50.0										A
<b>Maximum Instantaneous Forward Voltage at 2.0A (Note 1)</b>	VF	0.50		0.70		0.85		0.90		0.92		V
<b>Maximum DC Reverse Current (Note 1) Ta= 25°C at Rated DC Blocking Voltage Ta=100°C</b>	IR	0.5										mA
		10.0										
<b>Maximum Thermal Resistance(Note 2)</b>	RθJL RθJA	20.0 80.0										°C/W
<b>Operating Temperature Range</b>	TJ	-55 to +150										°C
<b>Storage Temperature Range</b>	TSTG	-55 to +150										°C

NOTES:

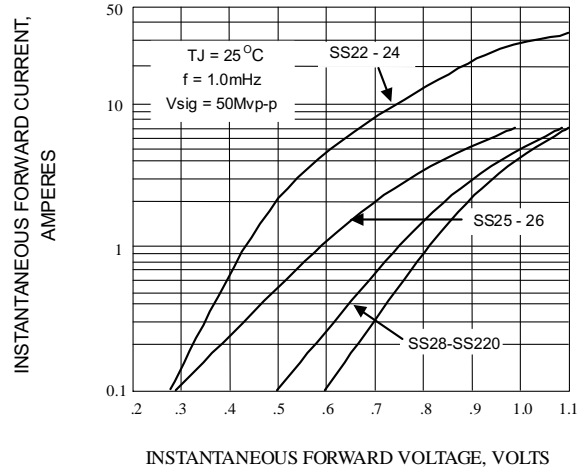
- 1.Pulse Test with PW =300µsec, 2% Duty Cycle.
- 2.Mounted on P.C. Board with 5.0mm2 (.013mm thick) copper pad areas.

# DEVICE CHARACTERISTICS

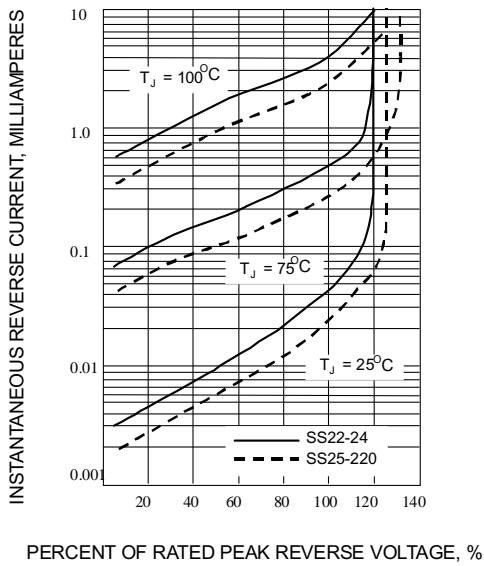
## SS22-A THRU SS220-A



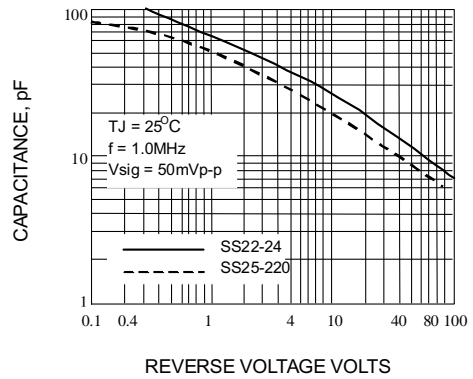
**Fig. 1-FORWARD CURRENT DERATING CURVE**  
Fig. 1-FORWARD CURRENT DERATING CURVE



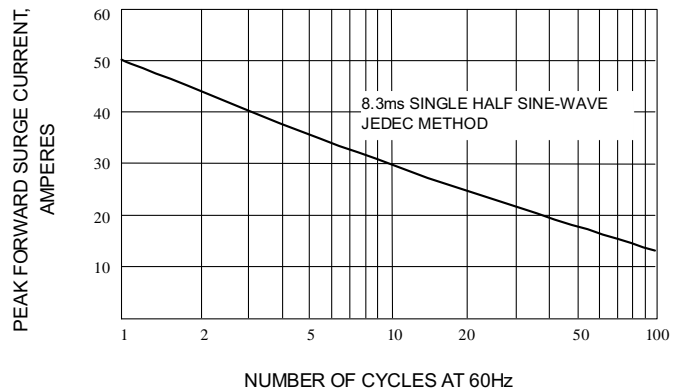
**Fig. 2-TYPICAL INSTANTANEOUS FORWARD CHARACTERISTICS**



**Fig. 3-TYPICAL REVERSE CHARACTERISTICS**



**Fig. 4-TYPICAL JUNCTION CAPACITANCE**



**Fig. 5-MAXIMUM NON-REPETITIVE PEAK FORWARD SURGE CURRENT**