**FEATURES**

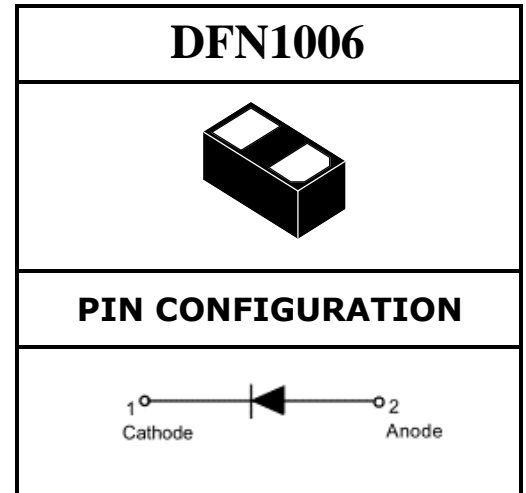
- Small surface mounting type.
- Ultralow VF (VF =0.45V Typ. at 0.5A)
- High reliability.
- We declare that the material of product compliance with RoHS requirements.

APPLICATIONS

- High-frequency rectification
- Switching regulators

DEVICE MARKING AND ORDERING INFORMATION

Device	Marking	Shipping
RB551BS-30	X	10000/Tape&Reel

**MAXIMUM RATINGS(Ta = 25°C)**

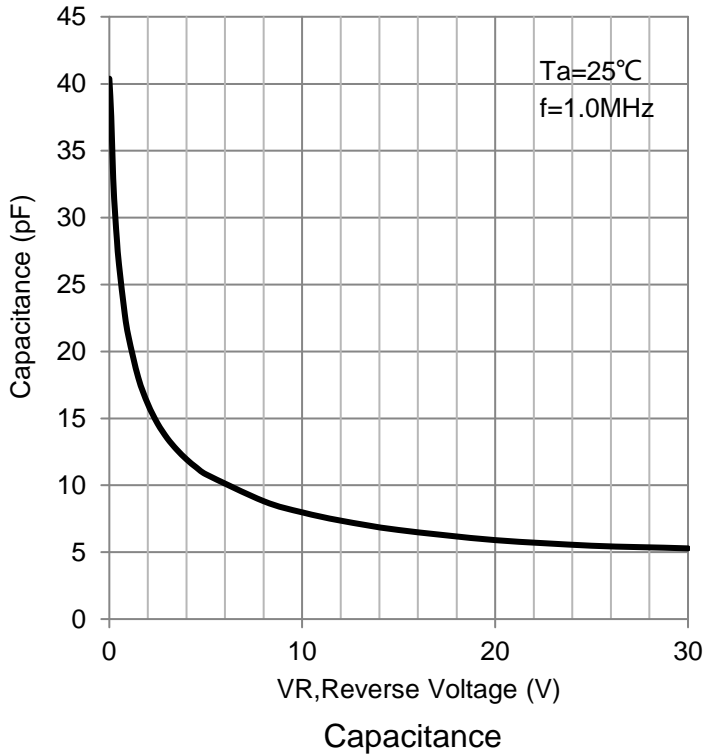
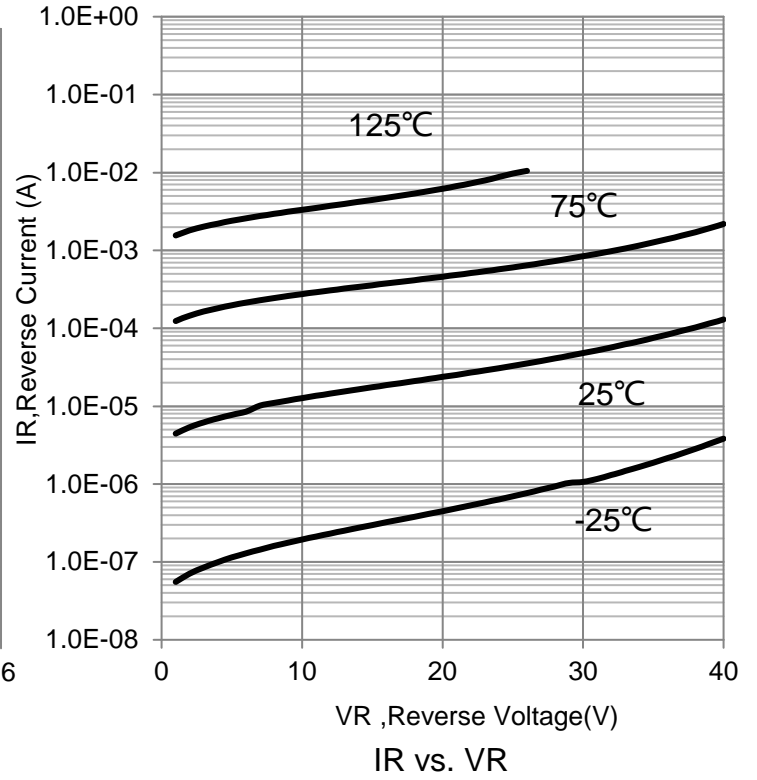
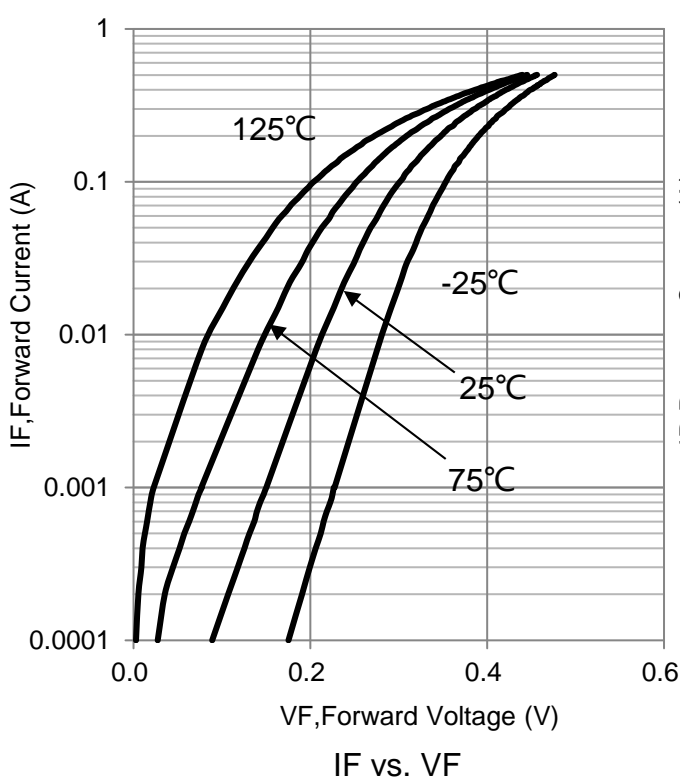
Parameter	Symbol	Limits	Unit
Repetitive Peak Reverse Voltage	VRRM	30	V
Maximum DC Blocking Voltage	VR	30	V
Average Forward Rectified Current	IF(AV)	500	mA
Peak forward surge current 10ms single half sine-wave superimposed on rated load (JEDEC Method)	IFSM	3	A
Repetitive peak forward current (tp ≤1ms, δ≤0.25)	IFRM	1	A
Total Power Dissipation	PD	200	mW
Typical thermal resistance	RθJA	500	°C/W
Storage and Operating Temperature Range	Tj,TSTG	-65~+150	°C

ELECTRICAL CHARACTERISTICS (Ta= 25°C)

Parameter	Symbol	Min.	Typ.	Max.	Unit	
Forward voltage	IF =0.1mA	VF1	-	-	0.18	V
	IF =1mA	VF2	-	-	0.2	V
	IF =10mA	VF3	-	-	0.27	V
	IF =100mA	VF5	-	-	0.36	V
	IF =500mA	VF6	-	-	0.54	V
Reverse current	VR=10V	IR	-	-	100	μA
Reverse breakdown voltage	IR =500μA	VBR	30	-	-	V
Capacitance	VR=1V,f=1MHz	Cj	-	-	30	pF

DEVICE CHARACTERISTICS

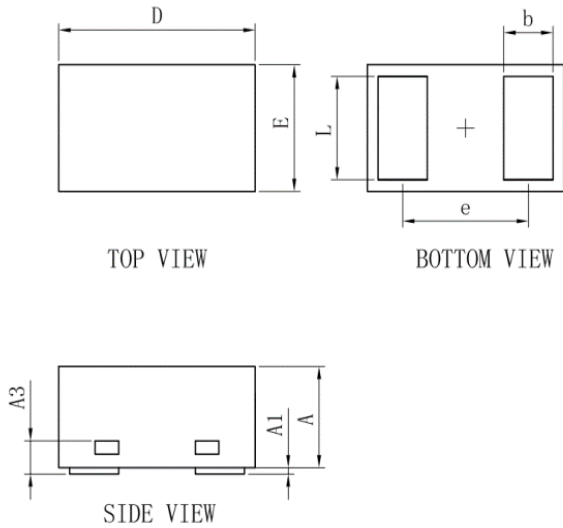
RB551BS-30



PACKAGE OUTLINE & DIMENSIONS

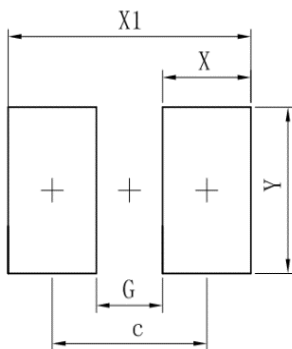
RB551BS-30

OUTLINE AND DIMENSIONS



DFN1006			
Dim	Min	Typ.	Max
D	0.95	1.00	1.05
E	0.55	0.60	0.65
e	-	0.64	-
L	0.44	0.49	0.54
b	0.20	0.25	0.30
A	0.43	0.48	0.53
A1	0	-	0.05
A3	0.127REF.		
All Dimensions in mm			

SOLDERING FOOTPRINT



Dimensions	(mm)
c	0.70
G	0.30
X	0.40
X1	1.10
Y	0.70